



# Grand Solaire - 2 Bed 1 Bath Sea View

## Type 2B-G

Pattaya, Central Pattaya, Thailand  
Reference: 13002

฿17,750,000



2 Bedrooms

1 Bathrooms


Condo





# Property Description

A new landmark in Pattaya, "Grand Solaire", consists of over 2,300 residential units across 67 floors. The project is spread over an area of 14.5 Rais, offering the highest point of elevation in Pattaya City with stunning, panoramic ocean views from the vast majority of units. Features state-of-the-art interior design elements, comprising decadent marble-styled tiling, luxurious black marble, glass kitchens, and premium fixtures & fittings. Enjoy ultimate luxury in your own home with electronic sanitary systems and custom-designed, space-saving, and energy-conserving air conditioning. An abundance of resort facilities includes a tennis court, sports area, a fully fitted gymnasium, yoga club, health spa, playground, infinity-edge swimming pool, and more.

# Photo Gallery









# Property Details

---

- **Property Type:** Condo
- **Location:** Pattaya, Central Pattaya, Thailand
- **Internal Area:** 62.5m<sup>2</sup>
- **Land Area:** 23200m<sup>2</sup>
- **Price:** ฿17,750,000
- **Bedrooms:** 2
- **Bathrooms:** 1

# Property Features

---

- Security
- Gym
- Jacuzzi
- Sauna
- Swimming Pool
- Tennis Court
- Air Conditioning
- Balcony
- Car Park
- Electricity
- Integral Kitchen
- Internet
- Alarm
- Children's Area
- Concierge
- Guardhouse
- Lift
- Office
- Roof Garden
- Equipped Kitchen
- Disabled Access

# Location

---



