



Water's Edge - 1 Bed 1 Bath Side Sea View (3rd floor)

Pattaya, Na Jomtien, Thailand
Reference: 12201

฿2,890,000



1 Bedrooms

1 Bathrooms


Condo

Property Description

Water's Edge Condo is a luxurious beachfront condominium, offering superior living with a high standard of facilities in a modern style. The project consists of one 8-story building with 37 residential units. Full function of facilities is offered including a swimming pool, fitness center, garden, 24-hrs security system. It is located in Na Jomtien, ideally located near various attractions such as Pattaya Floating Market, Jomtien Beach, Nong Nooch Garden, Buddha Mountain, etc., and also easy to reach Pattaya within a short drive.

Photo Gallery





Property Details

- **Property Type:** Condo
- **Location:** Pattaya, Na Jomtien, Thailand
- **Internal Area:** 53m²
- **Land Area:** 53m²
- **Price:** ฿2,890,000
- **Bedrooms:** 1
- **Bathrooms:** 1

Property Features

- Security
- Gym
- Swimming Pool
- Air Conditioning
- Balcony
- Car Park
- Electricity
- Alarm
- Lift
- Equipped Kitchen

Location

image not found or type unknown

